

Owen County Energy Report Card

BOE Meeting January 18th, 2022

FY 2021-22 Facilities Reports

Monthly Energy Report

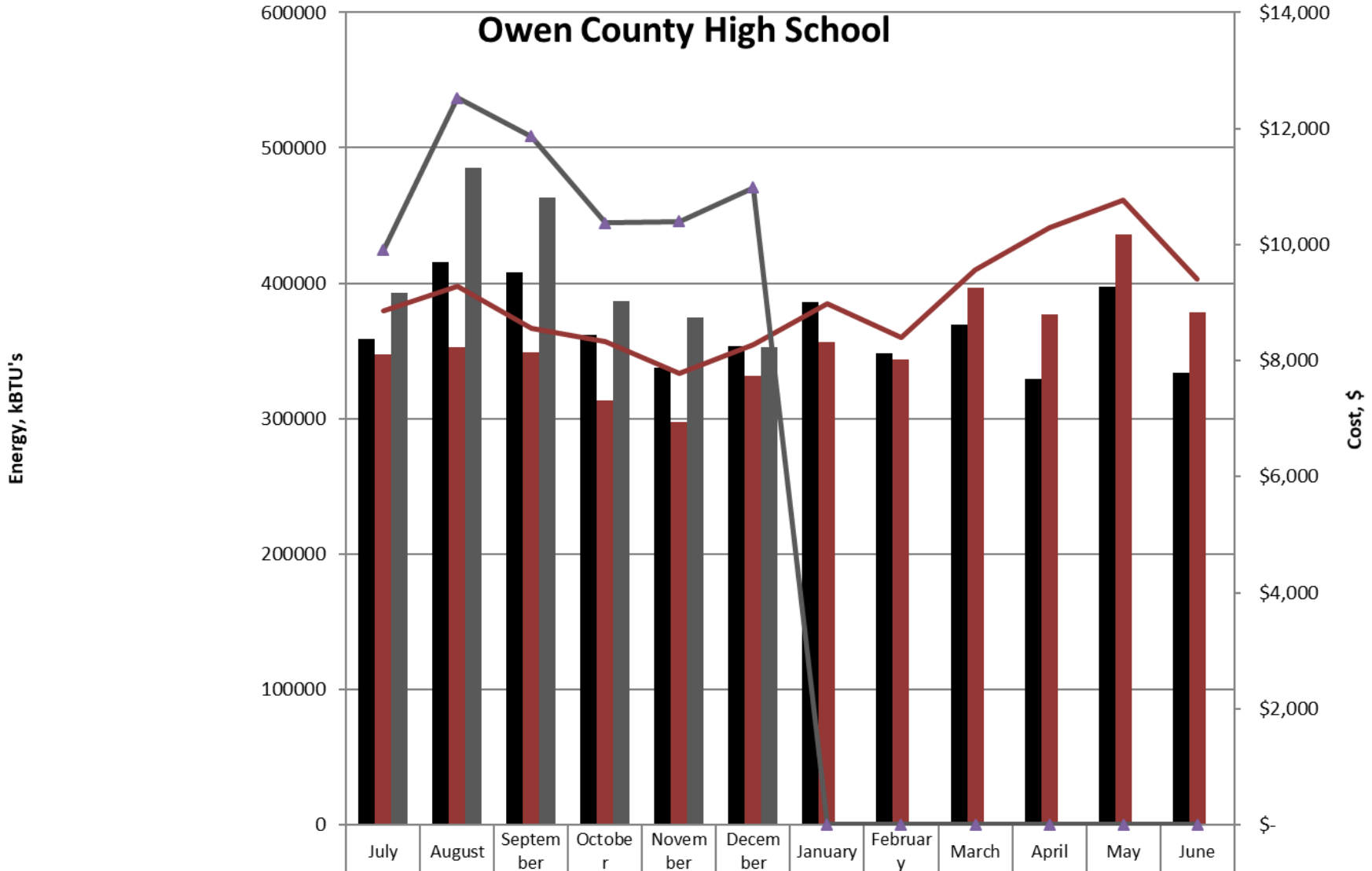
- Energy cumulative usage through December is 873 mmBtu higher from previous year.
- Energy cumulative cost through December is \$32,933 higher from previous year.
- Owen Electric rate increases starting October 1st listed below.

Customer Charge: \$21.31 to \$22.03 (3.37% +)

All Kwh: \$0.06096 to \$0.06301 (3.37% +)

Demand All KW: \$6.13 to \$6.34 (3.43% +)

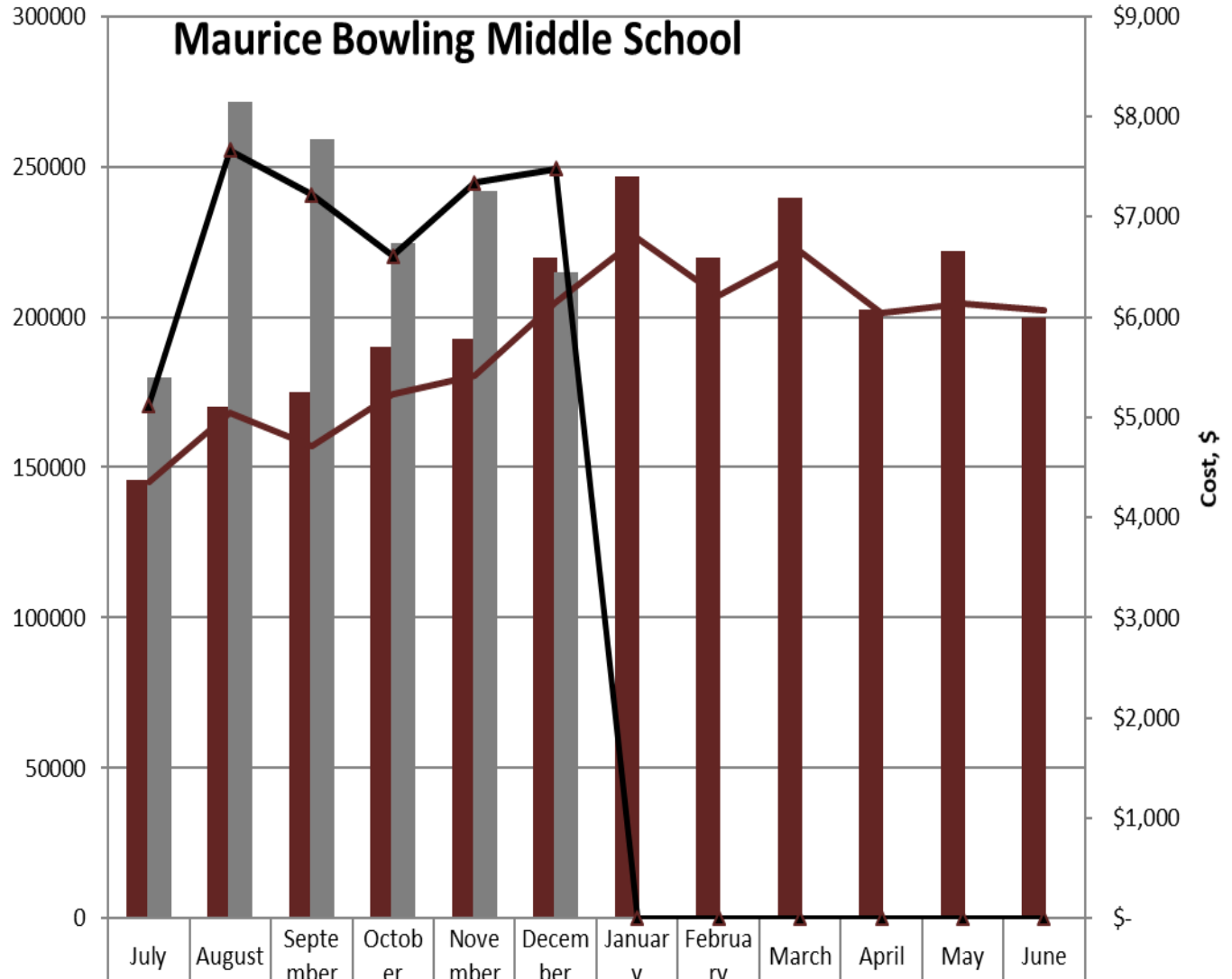
Owen County High School



5 Year Average	358786	415284	408021	361653	337421	353615	385732	348472	369611	328954	397064	333926
2020/21 Total Energy Usage (kBTU)	347287	352388	348775	313191	297390	331418	356295	343933	396614	377002	436033	378186
2021/22 Total Energy Usage (kBTU)	392943	485337	463220	386955	374566	352402	0	0	0	0	0	0
2020/21 Total Cost	\$8,859	\$9,279	\$8,558	\$8,324	\$7,785	\$8,268	\$8,975	\$8,405	\$9,571	\$10,282	\$10,760	\$9,399
2021/22 Total Cost	\$9,902	\$12,530	\$11,862	\$10,376	\$10,400	\$10,985	\$-	\$-	\$-	\$-	\$-	\$-

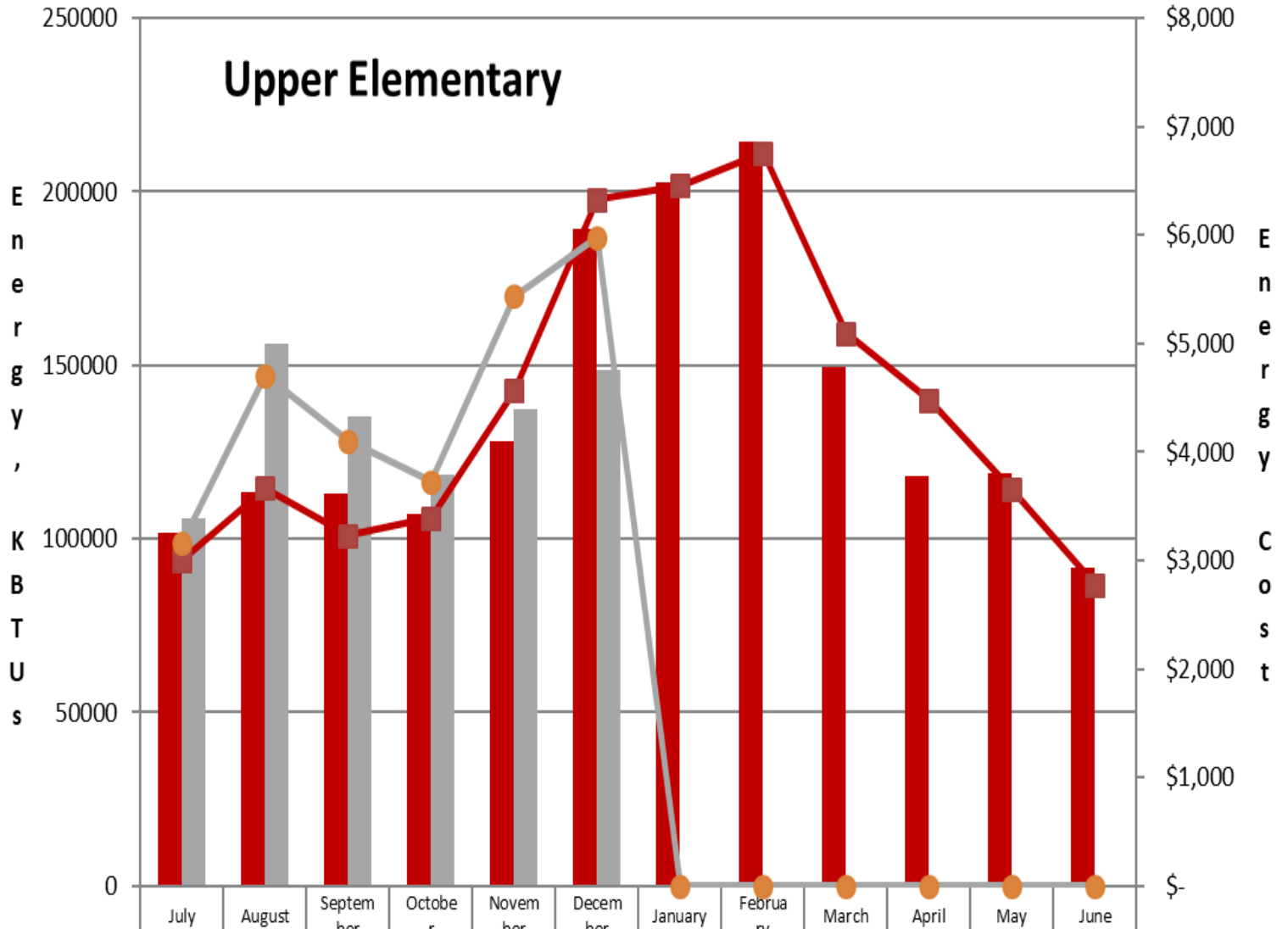
Maurice Bowling Middle School

Energy , kBTU's



■ 2020/21 Total Energy Usage (kBTU)	145648	170303	175186	190035	192556	219589	246718	219791	239451	202362	222077	199960
■ 2021/22 Total Energy Usage (kBTU)	180021	271373	259056	224574	241791	214731	0	0	0	0	0	0
—▲ 2020/21 Total Cost	\$4,355	\$5,042	\$4,717	\$5,236	\$5,419	\$6,151	\$6,779	\$6,211	\$6,646	\$6,036	\$6,133	\$6,069
—▲ 2021/22 Total Cost	\$5,118	\$7,665	\$7,218	\$6,609	\$7,342	\$7,480	\$-	\$-	\$-	\$-	\$-	\$-

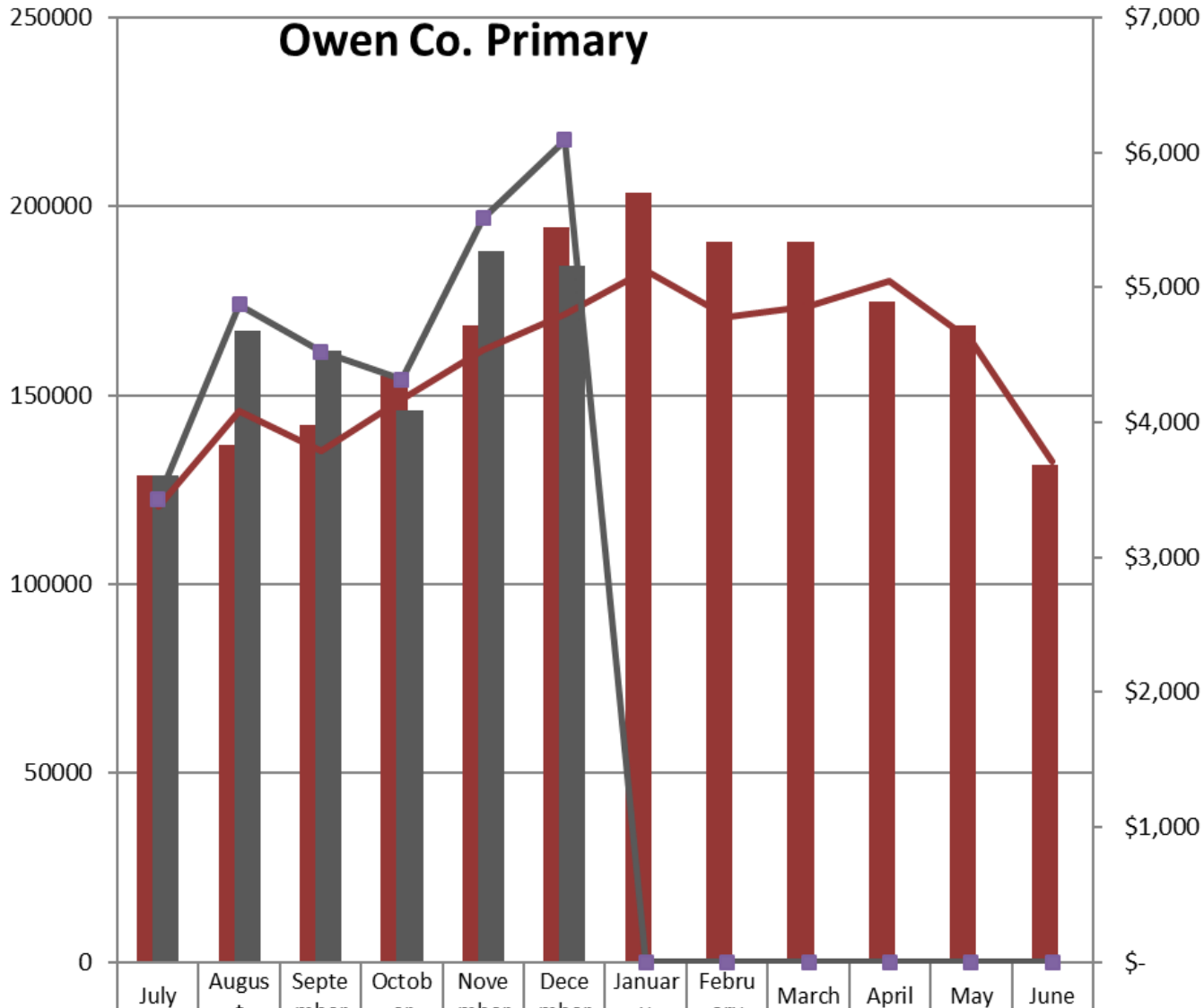
Upper Elementary



2020/21 Total Energy Usage (kBTU)	101585	113384	113162	107072	128124	189209	202864	214512	149261	117953	118871	91575
2021/22 Total Energy Usage (kBTU)	106004	156010	135422	118335	137214	148777	0	0	0	0	0	0
2020/21 Total Energy Cost	\$3,001	\$3,670	\$3,232	\$3,393	\$4,566	\$6,328	\$6,458	\$6,756	\$5,095	\$4,481	\$3,654	\$2,778
2021/22 Total Energy Cost	\$3,165	\$4,703	\$4,104	\$3,728	\$5,435	\$5,976	\$-	\$-	\$-	\$-	\$-	\$-

Owen Co. Primary

Energy, kBTU's



■ 2020/21 Total Energy Usage (kBTU)	128806	136913	142103	155263	168427	194440	203713	190656	190683	174964	168423	131529
■ 2021/22 Total Energy Usage (kBTU)	128779	167171	161852	146098	188076	184135	0	0	0	0	0	0
—■ 2020/21 Total Cost	\$3,377	\$4,086	\$3,790	\$4,171	\$4,531	\$4,805	\$5,123	\$4,780	\$4,856	\$5,050	\$4,600	\$3,712
—■ 2021/22 Total Cost	\$3,432	\$4,873	\$4,526	\$4,316	\$5,512	\$6,094	\$-	\$-	\$-	\$-	\$-	\$-

